

# RIHO



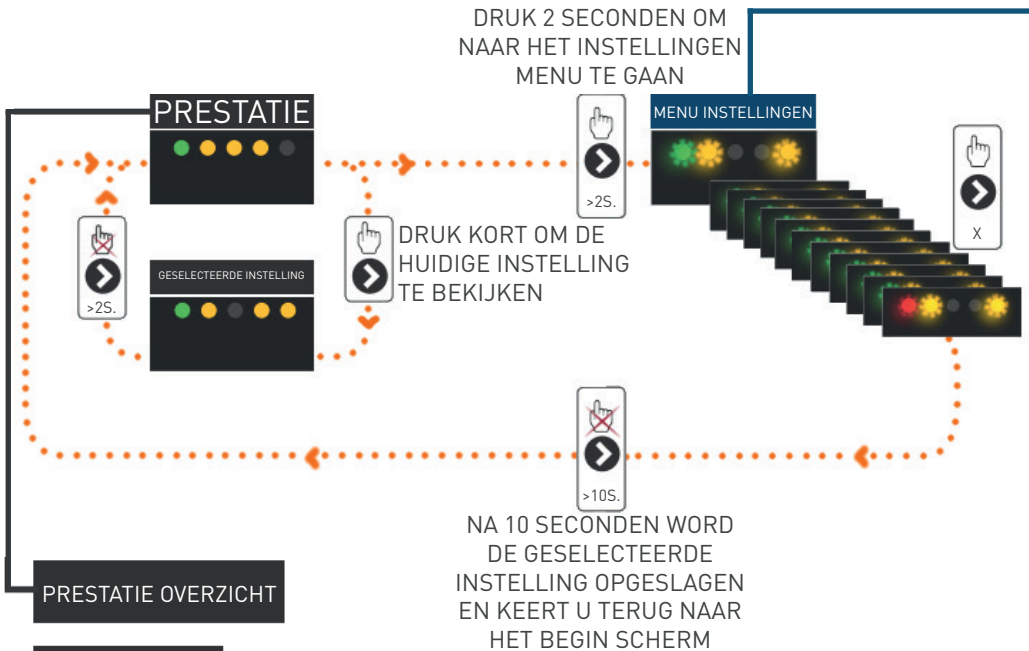
Climate Systems

## Handleiding Grundfos pomp UPM3 Auto L 15-70



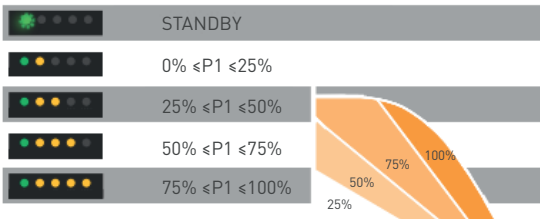
# Instellingen van de pomp

De pomp is standaard al op de juiste mode ingesteld voor u (constante druk AUTO adapt)



## PRESTATIE OVERZICHT

### BEDIJFSSTATUS



### ALARM STATUS








### BLOKKEER INSTELLINGEN











# SELECTIE

## REGELMODUS    MODUS    UPM3 XX-70









PROPORTIONELE DRUK		1	
PROPORTIONELE DRUK		2	
PROPORTIONELE DRUK		3	
PROPORTIONELE DRUK		AUTO <sub>ADAPT</sub>	

## REGELMODUS    MODUS    UPM3 XX-70



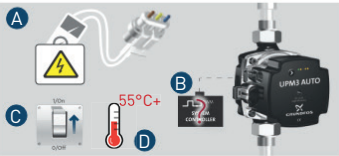


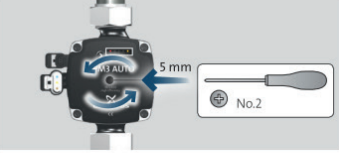
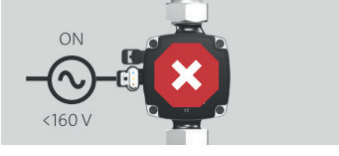

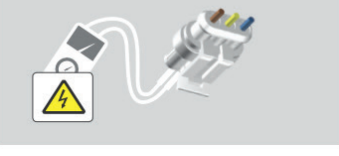


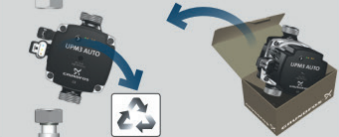
CONSTANTE DRUK		1	
CONSTANTE DRUK		2	
CONSTANTE DRUK		3	
CONSTANTE DRUK		AUTO <sub>ADAPT</sub>	

STANDAARD VOORGEPROGRAMMEERD

## REGELMODUS    MODUS    UPM3 XX-70

CONSTANT TOERENTAL		1	
CONSTANT TOERENTAL		2	
CONSTANT TOERENTAL		3	
CONSTANT TOERENTAL		MAX	

# Storingen

FOUT	POMP DISPLAY	OPLOSSING
		
		
		
		

- A controleer de voedingsspanning
- B controleer de systeemcontroller
- C zekering inschakelen / vervangen
- D controleer de temperatuur van de aanvoerkoker van de verdeler